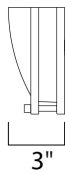
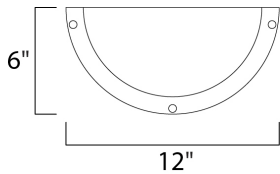




PRODUCT DESCRIPTION

Commercial grade energy efficient lighting featuring linear frames of metal finished in Satin Nickel diffused by an etched opal acrylic creating an updated energy efficient classic.




MEASUREMENTS

DIMENSION : 12" W x 6" H x 3" Ext
 MAX OAH :
 HANGING WEIGHT : 1.29 lb

LAMPING

INPUT VOLTAGE : 120-277V
 LUMENS : 700 Rated
 BULB : 1 x 12W LED PCB Integrated , 12W Total
 BULB INCLUDED : (Integrated)
 DIMMABLE : No
 CRI : 90+ CRI
 COLOR_TEMP : 3000K

FINISHES OPTION

 Satin Nickel (SN)

GLASS

White WT

MATERIAL

Steel, Opal Acrylic

RATINGS

cETLus
 Damp Location
 Energy Star
 ADA



ADDITIONAL

INSTALL UP/DOWN: Up/Down
 OPERATING TEMPERATURE:
 -20°C (-4°F), 40°C (104°F)

PHOTOMETRIC: Report Found Online

Always consult a qualified electrician before installing any lighting product.



WESTERN DISTRIBUTION CENTER (HEADQUARTER)
 253 NORTH VINELAND AVE | CITY OF INDUSTRY, CA 91746

EASTERN DISTRIBUTION CENTER
 101 GARDNER PARK | PEACHTREE CITY, GA 30269

P. 626.956.4200 | F. 626.956.4225 | maximlighting.com